

DeCAL iT



Product Description & Application

DeCal iT is a premium, calcium remover gel for rollers and blankets.



























Features & Benefits

- Ready-to-use free flowing gel.
- Ensures thorough cleaning of calcium and other mineral deposits in a single application.
- Prevents glaze build up and related problems of ink stripping, density variation etc.
- Improves transfer properties of rollers and blankets.
- Easily removed by the application of water.
- Regular usage enhances the productive life of rollers and blankets.

Usage Instructions

- Clean off the ink using a regular press wash up solvent.
- Apply DeCal iT to the roller train and allow to run for 5 to 7 minutes.
- Fix the gutter blades and rinse away the residue with water.
- Apply regular press wash up solvent to clean off any traces of residue before starting to print.
- Use of separate squeeze bottles ensures controlled consumption and minimal skin contact.
- For cleaning blankets, apply DeCal iT with a cotton swab and work on the surface for 10 minutes in a circular motion.
- Rinse a way the residue with sufficient quantity of plain water.

Other Products & Selection Chart

	Deep Cleansing	DeGlazing	Rejuvenation	Fast Color Changes	Decalcifying	Lubrication
Cleanse iT 						
DeGlaze iT						
ColorClean iT						
DeCAL iT 						
Grease iT						

Key:

 WATER WASHABLE CHEMISTRY

 Highly Recommended

 Recommended

 Suitable

 Not Applicable